



ML-50

Limited-edition 50th Anniversary Monaural Amplifier

The ML-50 celebrates the 50th Anniversary of the Mark Levinson brand with an exclusive limited-edition amplifier package delivering reference-class performance together with luxurious design and craftsmanship. A monaural chassis amplifier, the ML-50 showcases the Mark Levinson Pure Path design topology with a glass top panel, dramatic internal lighting, and historical design cues inspired by celebrated amplifiers of the brand's 50-year history. Limited to only 100 amplifier packages globally, the ML-50 is the ultimate expression of power, precision, and purity.

Dramatic Design

The most striking aspect of the ML-50 is the clear glass top cover that showcases the internal beauty of the Pure Path circuit designs. The Mark Levinson design team went to incredible lengths to optimize the electrical layout of all component circuit boards in painstaking detail, extracting every ounce of audio performance in the process. The result is an interior that is simply a work of art visually and electrically. Elevating the drama of the glass top cover, internal LED lighting casts a soft glow over the interior.

The dynamic solid aluminum front panel design also features a large black glass panel insert with a red backlit LED Mark Levinson logo, and a machined aluminum standby power button encircled with a red LED light ring. The central glass panel is flanked by a pair of silver machined aluminum handles that are as functional as they are beautiful.

Outstanding Audio Performance

The ML-50 delivers robust output power in both Class A and Class A/B output stages. And the electrical design adheres to the Mark Levinson Pure Path Circuit Design with improved symmetry of signal paths delivering extremely low distortion and high transient capabilities. The ML-50 electrical design allows it to perform at its highest levels, even when presented with challenging impedance loads. This allows you to choose any loudspeaker of choice and know that you will have an uncompromised listening experience.

As a fully balanced audio design, the ML-50 offers balanced XLR and single-ended RCA audio inputs and two sets of Mark Levinson Hurricane binding post speaker terminals. These input connections will allow you to use the ML-50 with virtually any preamplifier or source player, while the two sets of speaker terminals support bi-wiring to your loudspeakers.

Beauty in the Details

To provide the most stable platform possible for the increased audio performance, a new vibration-damping mechanically isolated foot design can be found at all four corners underneath the chassis of the ML-50. These feet mimic the curved shape of the front panel and elevate the chassis further above the surface for increased convection cooling in conjunction with the new twin-channel top panel venting and massive external heat sinks.

HIGHLIGHTS

- Limited to Only 100 Pairs Globally
- Sequentially Serialized Pair Numbering and Badging
- Reference Class Amplifier Performance
- Mark Levinson Pure Path Circuit Design
- Custom Glass-top and Internal Lighting
- Vibration-damping, Mechanically Isolated Foot Design
- Designed, Engineered and Assembled in the USA



ML-50 Performance Specifications

Input & Output Connectors

- One balanced XLR input
- One unbalanced RCA input
- Two pairs of "Mark Levinson Hurricane" loudspeaker output binding posts

Control Connectors

- Two, 3.5mm mono (tip/sleeve) mini plug trigger connectors. One input / One output, 3-12Vdc
- One Ethernet 10/100 port (system monitoring)
- RS-232 (provides serial control)
- USB-A (service use)
- Micro USB (internal web page discovery)
- One 3-pin IEC standard power connector

Rated Output Power

- 425W RMS at 8 ohms, 20Hz to 20kHz, at <0.3% THD
- 850W RMS at 4 ohms, 20Hz to 20kHz
- 2 ohm Stable

Frequency Response

- 10Hz to 20kHz +0/-0.2dB

Signal-to-Noise Ratio

- >85dB, reference level: 2.83VRMS

Total Harmonic Distortion

- <0.04% at 1kHz, 425W, 8-ohm load
- <0.3% at 20Hz-20kHz, 425W, 8-ohm load

Input Impedance

- 60kΩ (balanced XLR), 30kΩ (unbalanced/single-ended RCA)

Voltage Gain

- 26dB

Input Sensitivity

- 2.83VRMS output at 142mVRMS input

Power Requirements

- 100V~, 120V~, 230V~, factory set for destination country, 1,500W

Power Consumption

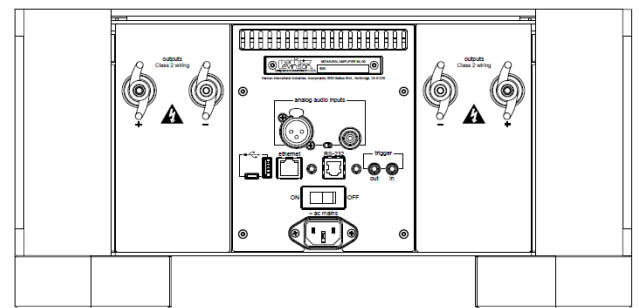
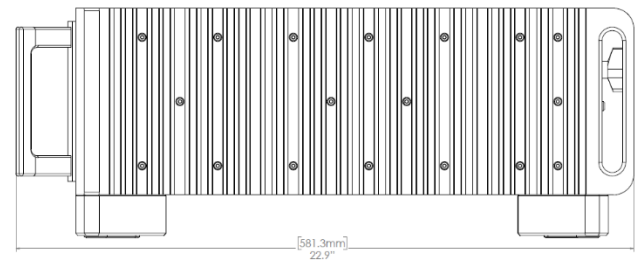
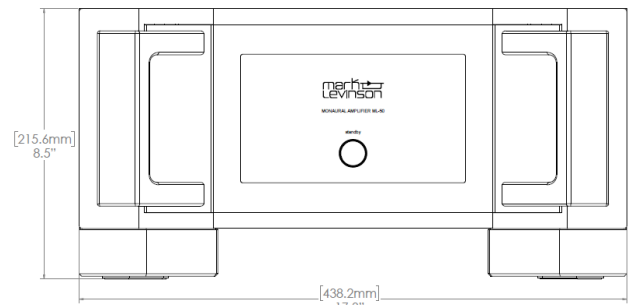
- On, idle: 560W
- Standby Options:
 - Normal Standby: 65W
 - Power Save Standby: 5W
 - Green Standby: <0.5W

Dimensions (H x W x D)

- 7.75" x 17.25" x 20.97" (197mm x 438mm x 533mm)

Weight

- 115 lbs (52.2 kg) Net
- 122 lbs (55.3 kg) Shipping



HARMAN International Industries, Incorporated
8500 Balboa Boulevard, Northridge, CA 91329
marklevinson.com

©2022 HARMAN International Industries, Inc. Mark Levinson and the Mark Levinson logo are trademarks of HARMAN International Industries, Inc., registered in the United States and other countries. All rights reserved, Features, specifications and appearance are subject to change without notice.

MLML50_PSS_Prelim_20220505